

2010年9月7日



モーニング・レポート

株式市場	直近値	寄値	高値	安値	前日比	前日比%	月初来%	年初来%
(米) ダウ工業株30種	10447.93	10321.92	10451.15	10321.84	127.83	1.24	4.33	0.19
(米) S&P500種	1104.51	1093.61	1105.10	1093.61	14.41	1.32	5.26	-0.95
(米) ナスダック指数	2233.75	2227.96	2235.57	2213.56	33.74	1.53	5.66	-1.56
(英) FT100指数	5439.19	5428.15	5459.40	5428.15	57.11	1.06	3.88	0.28
(仏) CAC40指数	2233.75	2227.96	2235.57	2213.56	33.74	1.53	5.66	-1.56
(独) DAX指数	6155.04	6156.29	6164.93	6140.98	50.77	0.83	3.53	2.97
(日) 日経平均株価	9301.32	9199.99	9303.00	9173.38	51.29	0.57	3.29	-13.58
(日) TOPIX指数	838.71	829.48	838.71	827.78	4.28	0.52	2.36	-9.24
(豪) ASX200指数	4575.50	4547.20	4575.50	4575.50	8.50	0.19	3.11	-6.76
(新) シンガポールST指数	3034.58	3011.03	3034.58	3006.97	15.9	0.53	1.77	3.62
(香) ハンセン指数	21355.77	21155.91	21398.09	21139.79	102.58	0.49	2.12	-4.12
(中) 上海総合指数	2696.25	2667.20	2698.60	2664.24	-0.38	-0.01	0.63	-18.97
(韓) 韓国総合株価指数	1792.42	1791.76	1794.07	1784.49	4.29	0.24	2.14	5.78
(印) ムンバイSENSEX30種	18560.05	18124.29	18600.3	18124.29	-16.88	-0.09	1.39	4.33

商品・その他	直近値	寄値	高値	安値	前日比	前日比%	月初来%	年初来%
CRB商品指数								
原油先物	74.05	74.00	74.49	73.80	-0.24	-0.32	3.39	-10.74
金	1250.30	1249.34	1250.63	1249.30	1.60	0.13	0.06	13.78
VIX指数	21.31	21.99	22.78	21.24	-1.88	-8.11	-18.20	-1.71
シカゴ日経先物	9260	9200	9305	9175	75	0.82	3.96	-13.88
(日) 10年国債	1.199	1.147	1.208	1.147	0.028	2.50	18.13	-11.43
(米) 米国債10年利回り	2.703	2.703	2.710	2.703	0.006	0.20	9.49	-29.56

7-09-2010 06:16 *Source Bloomberg

株 (NY)

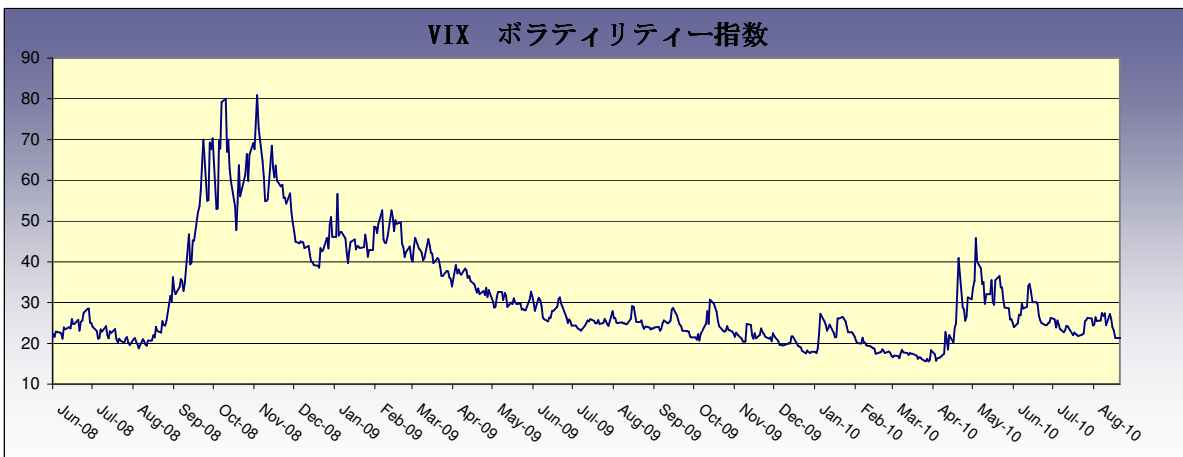
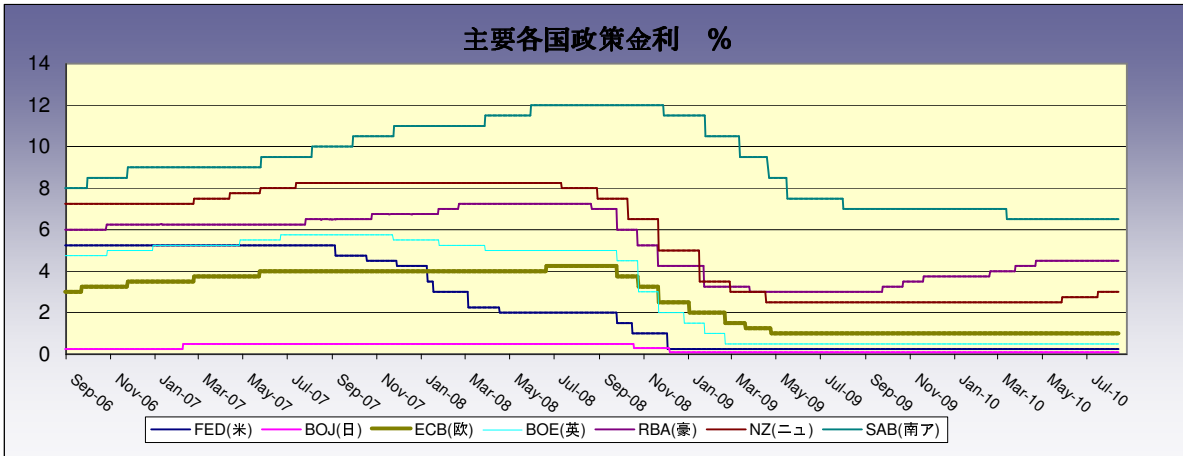
米国株式市場はレーベデーで休場。

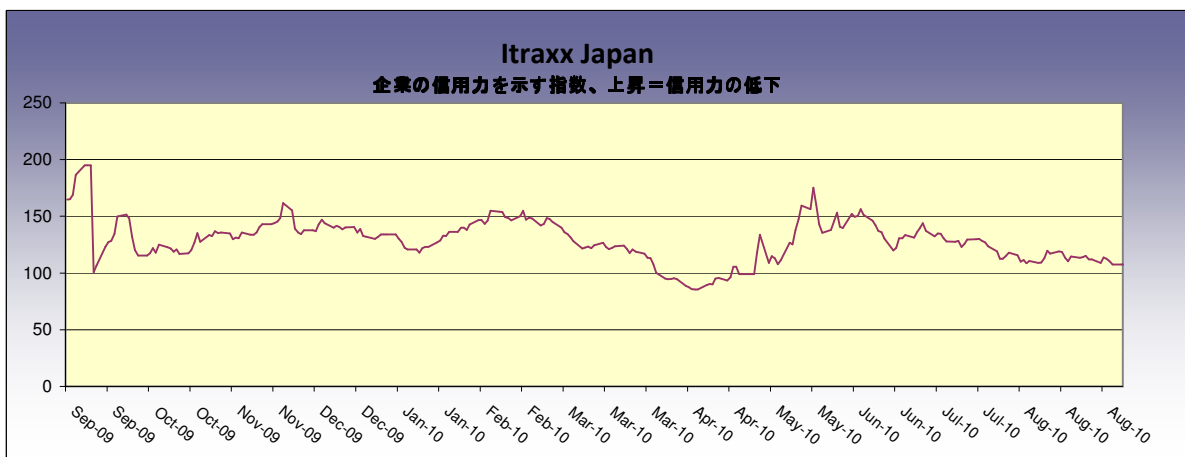
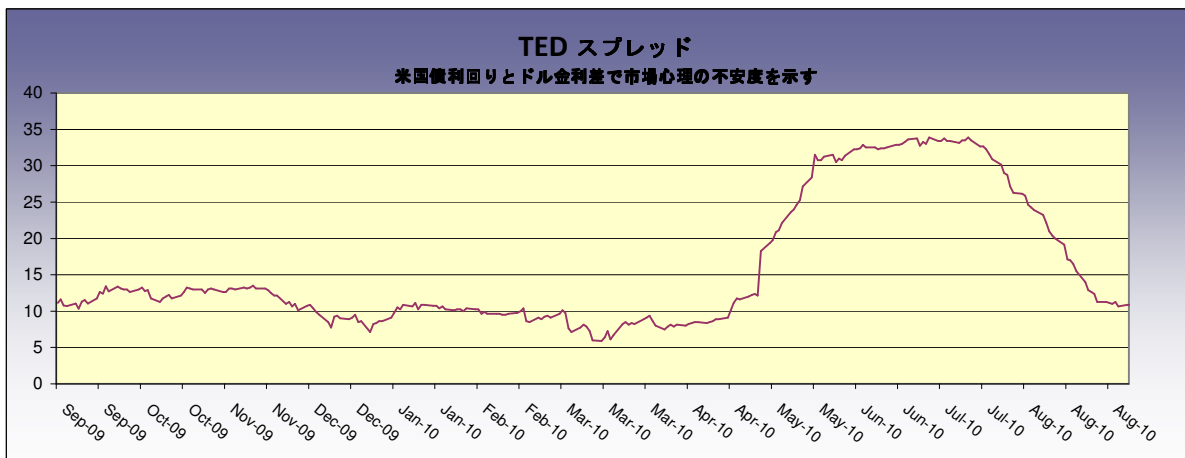
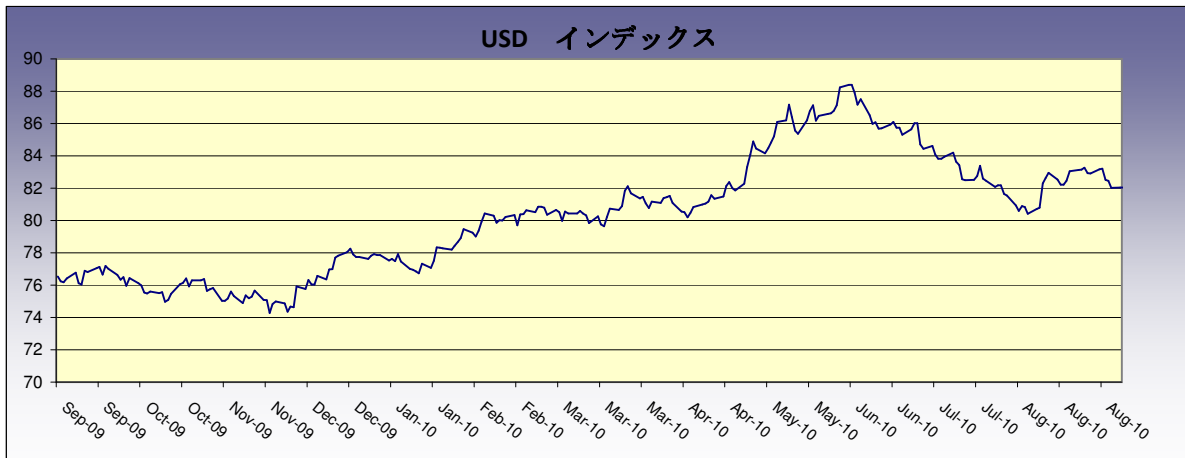
株 (日本株)

三菱自動車(7211)と仏プジョーシトロエングループPSAは共同で欧州向け新型電気自動車の生産に乗り出す。2012年までにPSAのスペイン工場での小型商用車の生産を始める計画。(日経)

為替	直近値	前日比	前日比%	月初来%	年初来%
USDJPY	84.13	0.07	-0.08	-0.21	10.2
EURUSD	1.2875	-0.0001	-0.01	1.70	-10.0
GBPUSD	1.5396	0.0000	0.00	0.68	-4.4
EURGBP	0.8362	0.00	-0.01	-1.01	6.3
EURJPY	108.32	0.07	-0.06	-1.88	22.4
GBPJPY	129.53	0.10	-0.08	-0.87	15.4
USDCHF	1.0105	0.0001	-0.01	-0.14	1.8
USDCAD	1.0354	0.0001	-0.01	2.57	1.4
AUDJPY	77.15	-0.06	0.08	-2.89	8.1
NZDJPY	60.86	-0.11	0.18	-2.97	10.8
TRYJPY	56.00	0.03	-0.05	-1.98	10.3
SGDJPY	62.53	0.03	-0.05	-1.11	5.4
HKDJPY	10.83	0.0090	-0.08	-0.29	10.5

7-09-2010 06:16 *Source Bloomberg







Disclaimer (免責事項)

Saxo Capital Markets Pte. Ltd. is licensed as a Capital Market Services provider and an Exempt Financial Advisor, and is supervised by the Monetary Authority of Singapore.

At the time of writing neither the author nor Saxo Capital Markets Pte. Ltd. holds any shares in any securities mentioned in this email.

The author and Saxo Capital Markets Pte. Ltd. are not responsible for any loss associated with an investment which may be carried out based on a recommendation, forecast or any other information provided in this email. Especially trades in leveraged investments such as foreign exchange trading and investments in derivatives, can be very speculative and may result in significant losses, in particular if the assumptions on which a recommendation or forecast is based expire. Investors should carefully consider their financial situation and consult their financial advisors as to the suitability of their situation prior to making any investments. For further information, please see:
<http://www.saxomarkets.com.sg/about/analysisdisclaimer.aspx>.